

Coffee System

Classic Traditional espresso machine, 2 groups, 10,1 liter boiler, UK Plug

ITEM # _____

MODEL # _____

NAME # _____

SIS # _____

AIA # _____



602629 (CLASSIC2)

Traditional Espresso Machine, 2 groups, 10,1 liter boiler, 2 independent control boxes with 4 programmable dosing program, manual water & steam, automatic cleaning cycle, stainless steel body, UK plug

Short Form Specification

Item No.

Traditionnal 2 groups espresso machine with large steam boiler. Elegant lines and reliable technologies appreciated by coffee professionals, the CLASSIC model is made more attractive by its quality/ price ratio. Designed for rugged commercial application, the CLASSIC is the perfect traditional espresso machine to ensure an excellent quality espresso result, consistency and high performance during rush period.

Main Features

- The CLASSIC Elegant lines and reliable technologies appreciated by coffee professionals, the CLASSIC model is made more attractive by its quality/ price ratio. The CLASSIC is the perfect traditional espresso machine to ensure an excellent quality espresso result, and consistency even during the busiest periods of the day.
- With its easy operation and serviceability, the Classic offers technical features ensuring outstanding coffee throughout the day.
- Heavy duty components and welded construction, a direct mounted boiler group head for thermal stability and reliable extraction, easy access to components for uncomplicated servicing, and unlimited steam.
- Single boiler: 1 Large copper boiler with Heat exchanger technology with 330ml internal boiler.
- Maestro brew group: directly to boiler group heads are mounted for shot temperature stability.
- Large cup warming capacity: integrated cup warmer on the top of the machines.
- 4 programmable volume keys per group + Semi-automatic key for each group for manual control.
- Automatic cleaning program.
- 2 stainless steel Steam arms / 2 Steam switches on, off and pulse positions.

Construction

- Stainless steel body.
- 2 groups - 10.1 liter boiler.
- Built-in cup warmer.

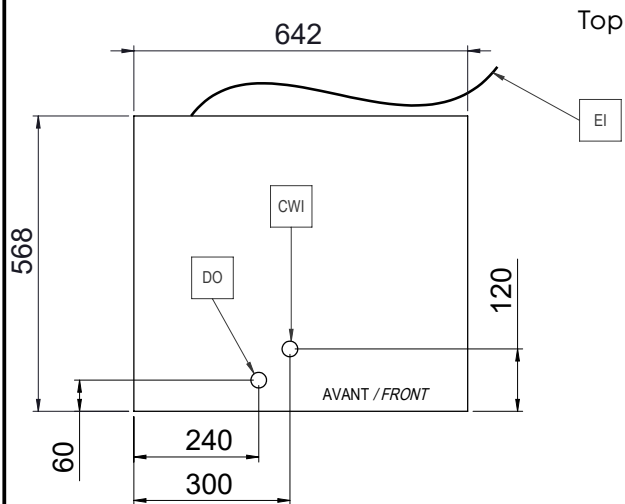
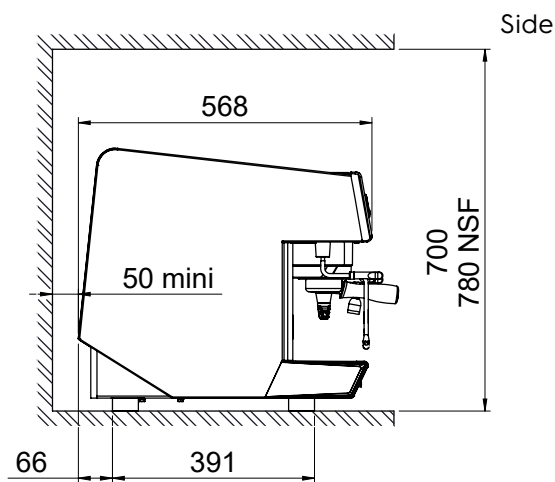
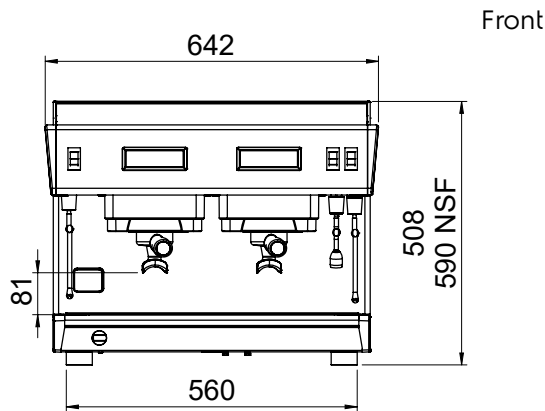
Included Accessories

- 1 of Filter holder for one cup PNC 871002
- 2 of Filter holder for two cups PNC 871003

Optional Accessories

- Filter holder for one cup PNC 871002 ☐
- Filter holder for two cups PNC 871003 ☐
- Filter holder for three cups PNC 871004 ☐
- Knock box drawer for 2-group machines PNC 871006 ☐
- Knock box drawer for 3-group machines PNC 871007 ☐
- Filter for one cup, 12 gr PNC 871017 ☐
- Filter for two cups, 18 gr PNC 871018 ☐
- Stainless steel knock box drawer PNC 871019 ☐
- Raised feet kit PNC 871041 ☐

APPROVAL: _____



Electric

Supply voltage:
 602629 (CLASSIC2) 240 V/1N ph/50/60 Hz
 Electrical power max.: 4.8 kW
 Plug type: Cable without plug

Water:

Cold water temperature
 (min/max): 5 / 60 °C

Key Information:

External dimensions, Width: 642 mm
 External dimensions, Depth: 568 mm
 External dimensions, Height: 580 mm
 Net weight: 55 kg
 Shipping volume: 0.69 m³

Sustainability

Current consumption: ISO 9001; ISO 14001 Amps